CATEGORY	DESCRIPTION	P/N #
CONNECTOR	2RCA JACK+Toslink, 3*1Ports, R/A, T/H	RT021R-312B0-XX0T

REV.	ECN NO	DESCRIPTION	REVISED	DATE
R01	———	New Release	XSY	2009.09.16

PART NO.:
RT021R-312B0-XX0T
Color Scheme

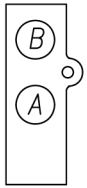

RCA SPECIFICATION

1. Voltage and Current Rating: 12V & 1A
2. Contact resistance: 30mΩ MAX
3. Insulation resistance: 100MΩ MIN @ DC500V
4. Withstand voltage: 500VAC for 1min
5. Insertion Force: 3Kgf MAX
6. Extraction Force: 0.3Kgf MIN
7. Withdraw Force for Center Contact: 0.08Kgf MIN (Use a OD=3.2 ± 0.005mm, Length=14 ± 0.2mm Gauge Plug)
8. Terminal Strength: The terminal shall be capable of withstanding a force of 3Kgf applied in any direction for 0.5 secs without lossing and breakdown
9. Life test: 1,500 cycles
10. Temperature Range: -25°C~70°C
11. To conform with the"QC-03-045"&"RoHS DIRECTIVE"
12. Solder heat resistance:wave soldering 260° c 5 secs

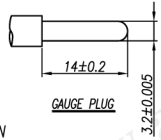

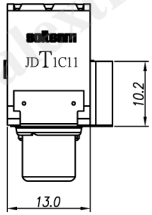

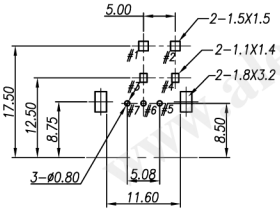

Recommend PCB Layout (Jack Top View)
Tolerance: ±0.05mm
Recommend PCB Thickness: 1.6mm

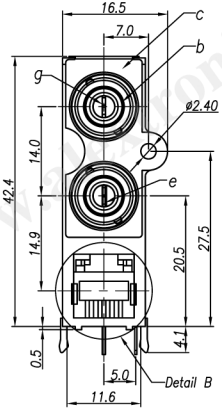

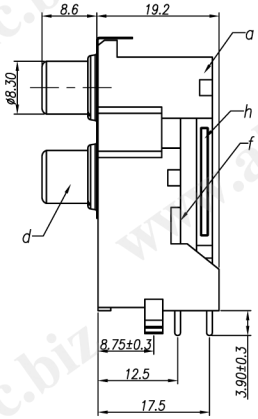

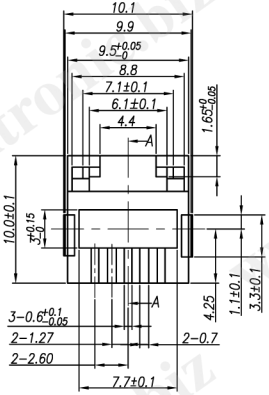

Tolerance: ±0.05
Detail B
SCALE 2/1

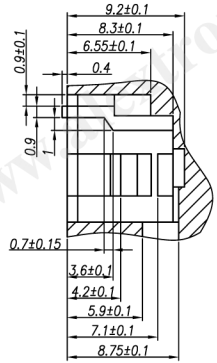

SECTION A-A

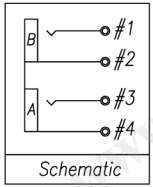

COLOR SCHEME

XX	A	B
33	Orange	Yellow
10	White	Red

NO.	PART NAME	Q'TY	MATERIAL	PLATING & COLOR	REMARK
h	Contact #4	1	Brass, T=0.35mm	CuSn PLATING	
g	Contact #3	1	Brass, T=0.5mm	CuSn PLATING	
f	Contact #2	1	Brass, T=0.35mm	CuSn PLATING	
e	Contact #1	1	Brass, T=0.5mm	CuSn PLATING	
d	Outer Contact	2	Brass, T=0.4mm	CuSn PLATING	
c	Shielding	1	Brass, T=0.2mm	CuSn PLATING	
b	Washer	2	ABS UL94-HB	See Color Scheme	
a	RCA Housing	1	PBT UL94V-0	BLACK	

UNLESS OTHERWISE SPECIFED TOLERANCES

DECIMALS: X :±0.5, X.X :±0.3, X.XX :±0.2
ANGLES: X :±2°, X.X :±1°

Product Drawing
ALEXTRONIC

SCALE:1/1	UNIT: mm		DWG.NO:
SIZE: A3	PAGE:1 OF 1	REV:R01	WI-061-698
APPROVED BY	CHECKED BY		PREPARED BY
WYX	PJ		XSY

CUSTOMER COPY

www.alextronic.biz